

## 2011 Monroe County UCR Crime Statistics

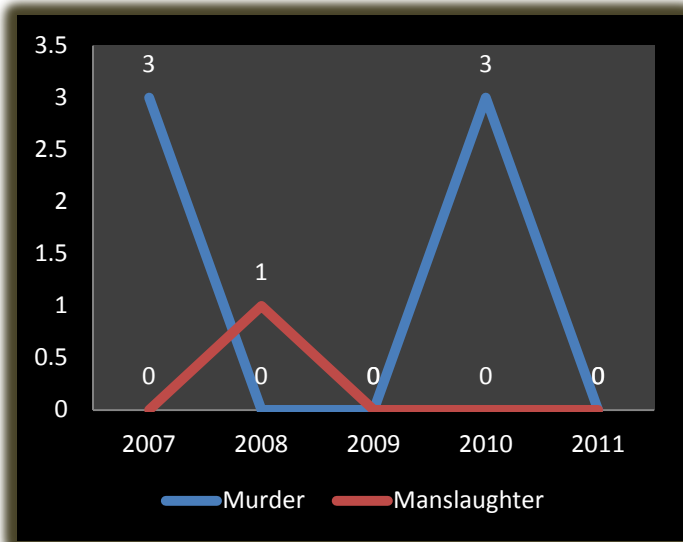
These statistics reflect incidents of crime under the jurisdiction of the Monroe County Sheriff's Office.

**Table 1 - 2011 Monroe County UCR Statistics**

Monroe County Sheriff Office UCR Classification of Offenses													
<b>Criminal Homicide</b>	1999	2000	2001	2002	2003	2004	2005	2006	2007	2008	2009	2010	2011
Murder	0	2	0	5	2	2	1	1	3	0	0	3	0
Manslaughter	0	0	0	0	0	0	0	0	0	1	0	0	0
<b>Total</b>	0	2	0	5	2	2	1	1	3	1	0	3	0
<b>Forcible rape</b>	1999	2000	2001	2002	2003	2004	2005	2006	2007	2008	2009	2010	2011
Rape by force	11	3	8	9	1	8	10	5	5	8	8	9	6
Attempts to commit forcible rape	0	0	0	1	1	1	0	0	0	1	0	3	0
<b>Total</b>	11	3	8	10	2	9	10	5	5	9	8	12	6
<b>Robbery</b>	1999	2000	2001	2002	2003	2004	2005	2006	2007	2008	2009	2010	2011
With firearm	0	1	2	0	4	3	3	3	2	5	2	2	3
With knife or cutting instrument	0	0	0	0	0	1	0	0	2	0	1	1	1
With other dangerous weapon	0	2	0	1	0	0	1	1	3	1	0	11	1
Strong arm (hands, feet, wrist)	0	3	2	1	0	3	2	3	1	4	4	3	2
<b>Total</b>	0	6	4	2	4	7	6	7	8	10	7	17	7
<b>Assault</b>	1999	2000	2001	2002	2003	2004	2005	2006	2007	2008	2009	2010	2011
With firearm	1	7	5	0	0	0	1	0	1	1	0	1	1
With knife or cutting instrument	2	7	4	6	2	2	3	2	9	3	1	2	4
With other dangerous weapon	8	16	13	7	9	3	6	5	14	4	13	9	3
With hands, feet, and wrists	141	19	34	82	73	21	11	27	23	24	22	27	16
Other Assaults; Simple, not aggravated	10	171	128	121	118	138	130	106	226	230	238	201	175
<b>Total</b>	162	220	184	216	202	164	151	140	273	262	274	240	199
<b>Burglary</b>	1999	2000	2001	2002	2003	2004	2005	2006	2007	2008	2009	2010	2011
Forcible entry	99	178	160	124	157	120	133	169	179	210	252	202	146
Unlawful entry	42	29	28	43	43	43	37	31	62	54	83	125	86
Attempted forcible entry	7	1	12	14	16	9	16	2	10	13	28	22	16
<b>Total</b>	148	208	200	181	216	172	186	202	251	277	363	349	248
<b>Larceny - Theft (not motor vehicle theft)</b>	1999	2000	2001	2002	2003	2004	2005	2006	2007	2008	2009	2010	2011
Larceny - Theft	325	416	426	404	347	235	328	316	413	482	448	615	487
<b>Total</b>	325	416	426	404	347	235	328	316	413	482	448	615	487
<b>Motor Vehicle Theft</b>	1999	2000	2001	2002	2003	2004	2005	2006	2007	2008	2009	2010	2011
Autos	20	22	21	38	24	15	20	19	22	19	31	21	29
Trucks and busses	11	6	3	5	1	5	9	6	8	12	8	12	23
Other vehicles	13	25	35	28	13	19	27	21	27	28	29	32	21
<b>Total</b>	44	53	59	71	38	39	56	46	57	59	68	65	73
<b>Total Criminal Offenses</b>	<b>690</b>	<b>908</b>	<b>881</b>	<b>889</b>	<b>811</b>	<b>628</b>	<b>738</b>	<b>717</b>	<b>1010</b>	<b>1100</b>	<b>1168</b>	<b>1301</b>	<b>1020</b>

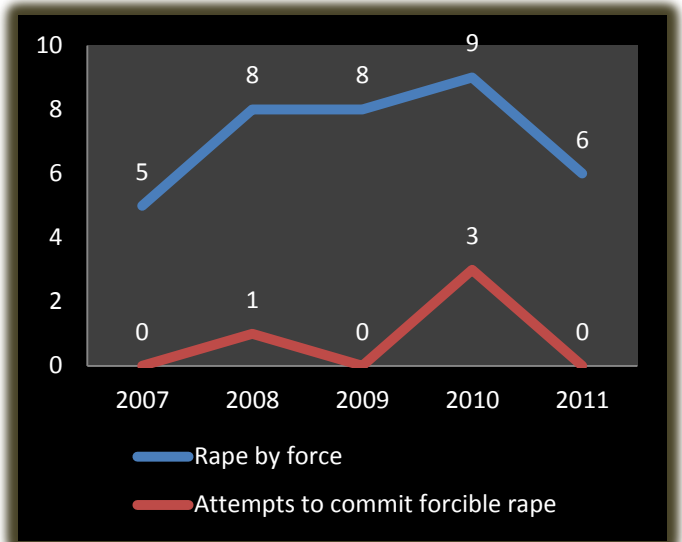
## Crime Charts

**Figure 1 – Criminal Homicides  
2007-2011**



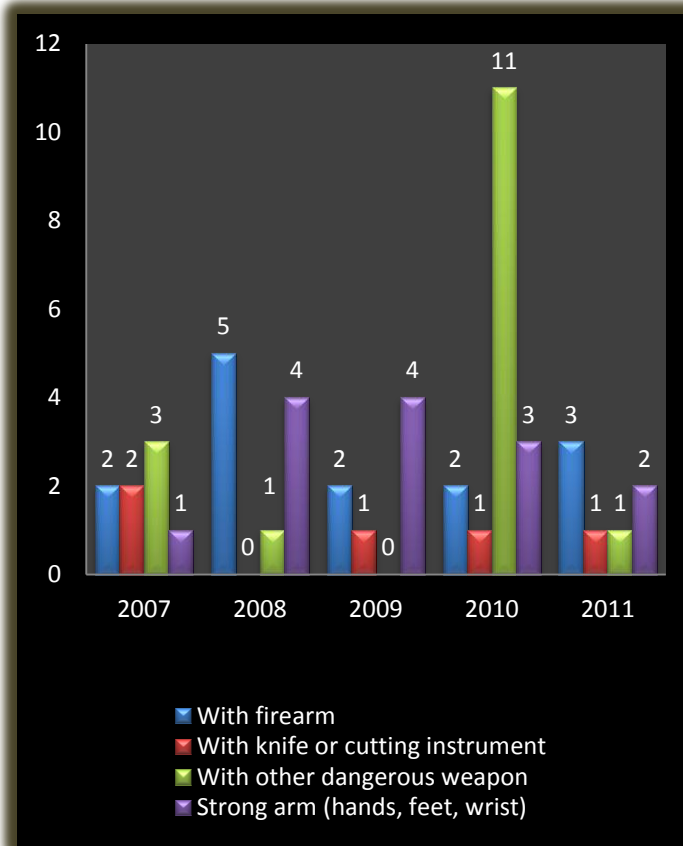
During the year 2011, we investigated three less criminal homicides, for a year-to-year **decrease of 100% in criminal homicide**.

**Figure 2 - Forcible Rape  
2007-2011**



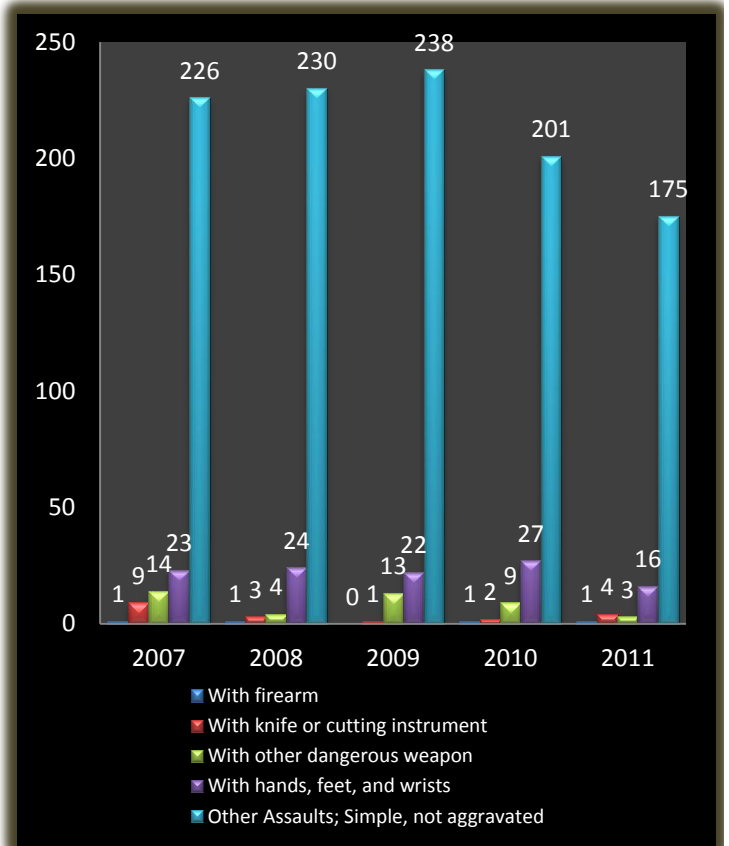
The reported number of rapes or attempted rapes dropped in 2011 from 12 to 6, for a **decrease of 50%**.

**Figure 3 - Robbery  
2007 - 2011**



There has been a dramatic drop in reported robberies for the year 2011. Robberies decreased by **58.82%**

**Figure 4 – Assault  
2007-2011**



Although twice as many knife incidents occurred in 2011 than in 2010, assault cases dropped by **17.08%**

## Crime Charts Continued

Figure 5 - Burglary  
2007 - 2011

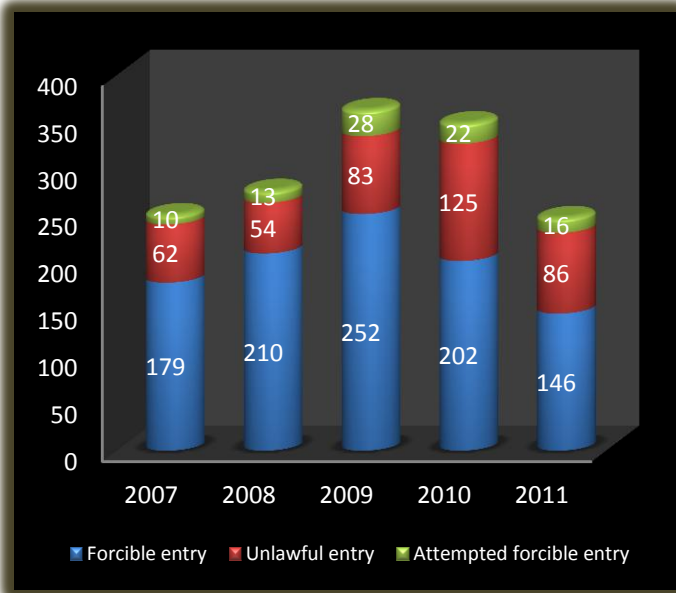
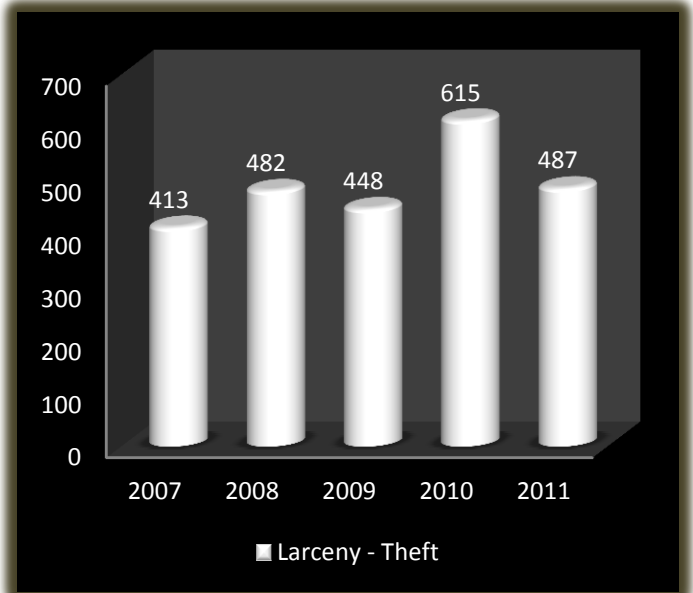


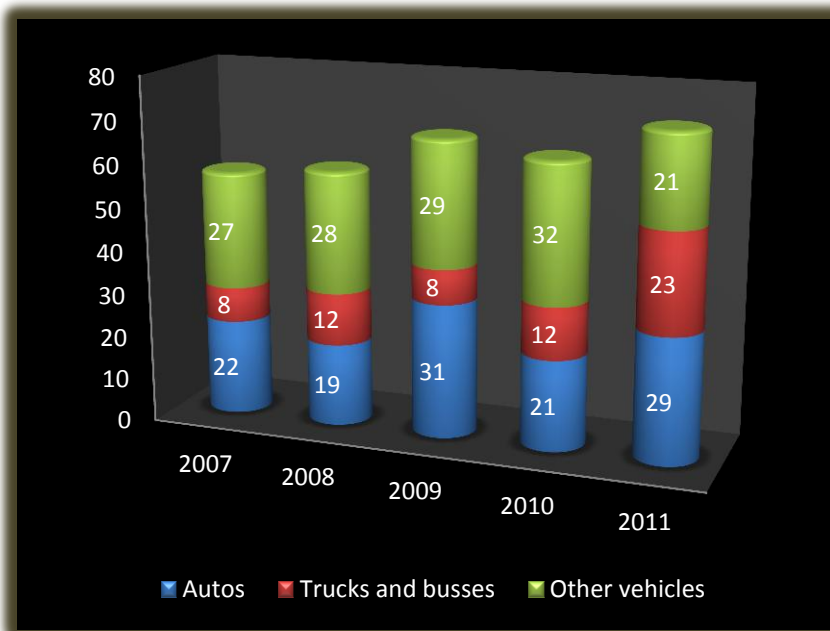
Figure 6 - Larceny/Theft  
2007-2011



Although unlawful entries have not returned to pre-2008 levels, overall burglaries **decreased by approximately 28.94%** between 2010 and 2011.

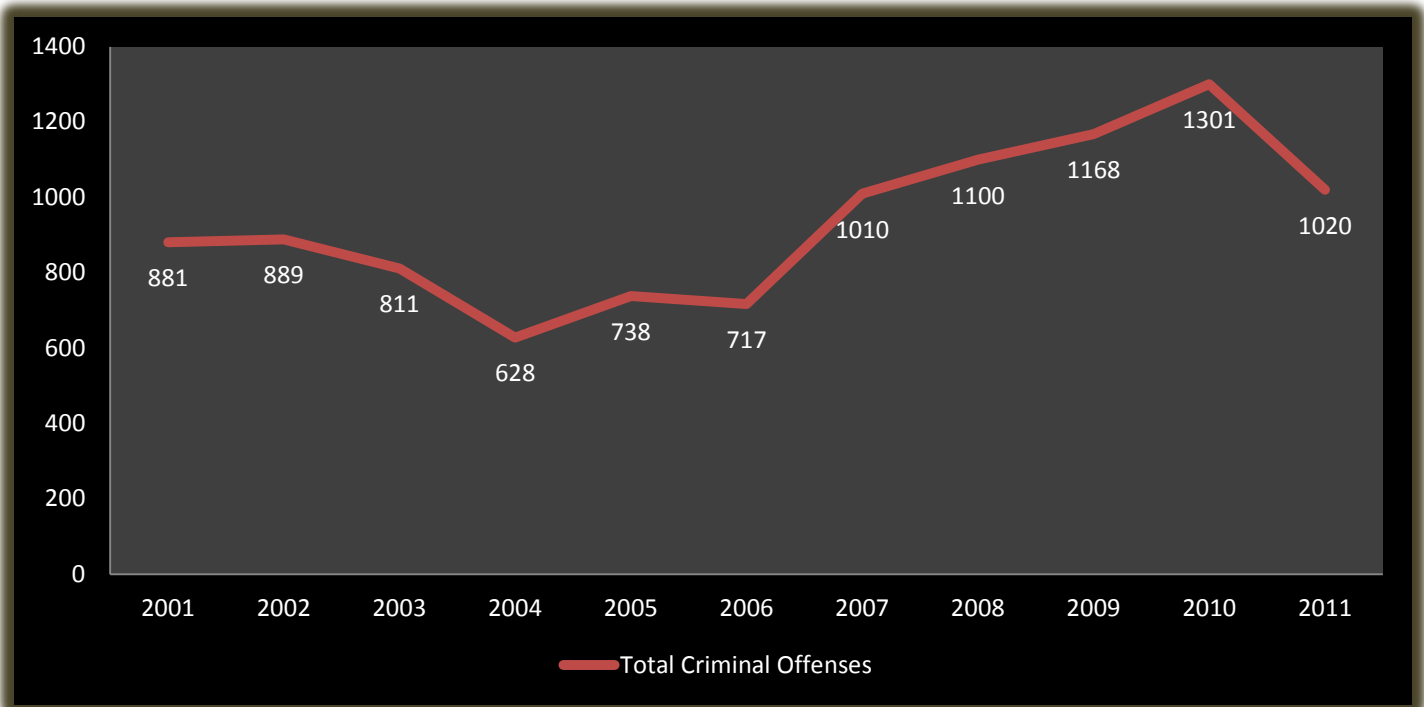
Although larceny and theft remained higher than in the past, larceny and theft still **decreased by approximately 20.81%** between 2010 and 2011.

Figure 7 - Vehicle Thefts  
2007-2011



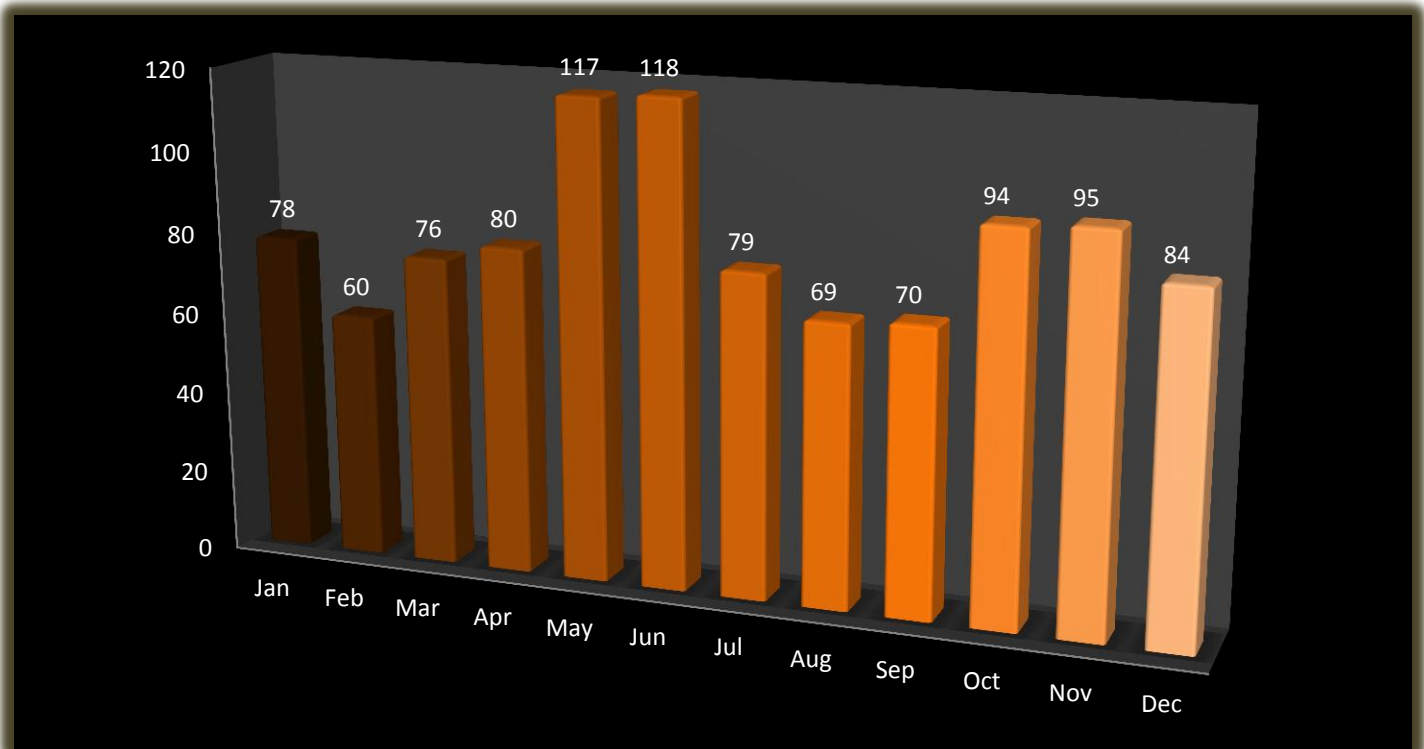
There was an 12.31% increase in vehicle thefts for 2011. While 'other vehicle thefts' decreased, auto theft increased by 91.67 % and trucks and busses by 38.10%. Vehicle theft was the only crime category which increased during 2011.

Figure 8 - Monroe County UCR 2001 - 2011



Crime dropped approximately 21.6% in 2011 to its lowest level in four years.

Figure 9 - 2011 UCR by Month



The trend for last year was for crime to increase substantially during the spring months.